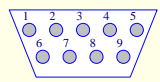
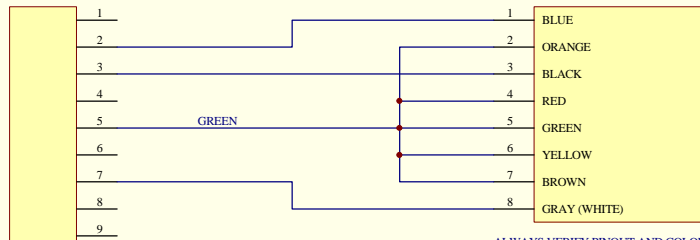


123456

J1-A  
BACK - INSIDE VIEW  
(the side to insert the pins)






J1-B  
Cables and pins for the RJ-45 connector



9 PIN D CONNECTOR

ALWAYS VERIFY PINOUT AND COLOR OF CABLES  
FOR CONSISTANCY BETWEEN DIFFERENT BATCHES  
RJ45 - PINS AND CABLES



Title		DB9 - RJ45 ADAPTER	
Size	Number	Revision	
B		EAGLE + MICROSIGHT	
Date:	6-Nov-2007	Sheet of	1 of 1
File:	F:\Client\98...RJ45-DB9 ADAPTER.Sch	Drawn By:	MM

123456